

Only Connect?

A Critical Appraisal
of Connecting Practices
in the Age of Social Media

Digital Methods
SUMMER SCHOOL 2016

[welcome package]

27 JUNE -
8 JULY
2016

#dmi16



02 WELCOME • 03 ABOUT DMI • 04 DAY TO DAY SCHEDULE
08 MAP OF LOCATIONS • 09 DIRECTIONS
10 AMSTERDAM AFTER 17h00 • 11 LOGISTICS • 12 HOMEWORK

Welcome note

“ Welcome to the Digital Methods Summer School 2016!

The Digital Methods Initiative, a collaboration of the New Media & Digital Culture program at the University of Amsterdam and the Govcom.org Foundation, welcomes you to its 10th annual Summer School and Data Sprint.

This year's edition is dedicated to connective action and data activism and it seeks to make sense of how 'connections' or connecting practices distinguish themselves from ties. 'Connective action' researchers (broadly conceived) recently have been confronted with the question of the value of the new connection types and connecting practices, that is, the likes, hearts, followings, friendings and other social media gestures. These are no longer 'ties' that bind (strong or weak), or even 'links' such as those hand-crafted hrefs by the dedicated webmaster, to use a dated term. Rather, with all the liking and hearting spilling forth, for the advocacy and other political work to be done, the connection types seem turgidly emotional and affective, soaked with emoticons and held together by youth apps and group messaging. Such a description makes the question 'only connect?' refer despairingly to E.M. Forster, when in fact the enervating social media gestures (and aesthetics) are still being put to use with gravitas.

The Summer School is pleased to have Lance Bennett give the opening keynote on Monday, 27 June. Bennett, together with Alexandra Segerberg, coined the notion of 'connective action', contrasting it with 'collective action'. Other speakers over the course of the Summer School include Sandra Ponzanesi, Tommaso Venturini, Liliana Bounegru, David Beer, Stefania Milan, Linnet Taylor, Ingrid Burrington and Sebastian Benthall.

After a first day of speakers, the weeks are data sprints, where participants undertake empirical projects that conclude with final presentations. In the second week participants may pitch their own projects. On the last day we have prepared a festive closing.

We have compiled a Reader with academic articles and studies on themes of the Summer School. There is also a set of video tutorials to help with preparation of the use of the digital methods software tools. In order to gain the most out of the experience it is recommended that participants familiarize themselves with the materials in advance.

”

See you in Amsterdam in the Summertime!

On behalf of the organizers Liliana Bounegru and Jonathan Gray,

Richard Rogers

About Dmi

The Digital Methods Summer School is part of the Digital Methods Initiative, Amsterdam, dedicated to reworking method for Internet-related research. The Digital Methods Initiative holds the annual Digital Methods Summer and Summer Schools, which are intensive data sprints and training opportunities. The next Winter School will take place 9 - 13 January 2017. The coordinators of the Digital Methods Initiative are Sabine Niederer and Esther Weltevrede, and the director is Richard Rogers, Professor of New Media & Digital Culture, University of Amsterdam. Liliana Bounegru is the managing director.

Digital methods are online at <http://www.digital-methods.net/>. The DMI about page includes a substantive introduction, and also a list of Digital Methods people, with bios. DMI holds occasional Autumn and Spring workshops, such as ones on mapping climate change vulnerability as well as on studying right-wing extremism and populism online. There are also a *Digital Methods* book (MIT Press, 2013), papers and articles by DMI researchers as well as Digital Methods tools. A related book called *Issue Mapping for an Ageing Europe* was published in 2015 by Amsterdam University Press.

Invited Speakers

Lance Bennett, University of Washington
Sandra Ponzanesi, Utrecht University
Tommaso Venturini, King's College London
Liliana Bounegru, University of Groningen

David Beer, University of York
Stefania Milan, University of Amsterdam
Linnet Taylor, University of Amsterdam
Ingrid Burrington, lifewinning.com
Sebastian Benthall, University of California at Berkeley

Dmi Team

The 2016 Digital Methods Summer School organizers are Liliana Bounegru and Jonathan Gray. The DMI team is comprised of Erik Borra, Carolin Gerlitz, Anne Helmond, Sabine Niederer, Simeona Petkova, Bernhard Rieder, Richard Rogers, Natalia Sanchez, Emile den Tex, Marc Tuters, Lonneke van der Velden and Esther Weltevrede.

DMI facilitators

Ana Garza, Cristel Kolopaking, Fernando van der Vlist and Jeroen de Vos.

Density Design team (Milan, IT)

Matteo Azzi, Agata Brilli, Angeles Briones, Gabriele Colombo, Carlo de Gaetano, Michele Invernizzi, Michele Mauri, Azzurra Pini, Alex Piacentini, Lorenzo Piazzoli, Mariasilvia Poltronieri, Donato Ricci, Chiara Riente and Giacomo Traldi.

Data Active team (UvA, NL)

Davide Beraldo, Jonathan Gray, Frederike Kalteuner, Becky Kazansky, Stefania Milan, Niels ten Oever, Kersti Wissenbach and Lonneke van der Velden.

Day to day schedule


PLEASE CHECK THE WIKI FOR THE LATEST INFORMATION:
[HTTPS://WIKI.DIGITALMETHODS.NET/DMI/SUMMERSCHOOL2016](https://wiki.digitalmethods.net/dmi/summerschool2016)


MON 27 JUN

 University Library:
Doelenzaal auditorium

- 9:30 Welcome by Prof. Richard Rogers.
- 9:45 Keynote speaker
Lance Bennett
- 11:00 *Coffee break*
- 11:30 Keynote speaker
Sandra Ponzanesi
- 12.30 *Lunch break.*
- 13:30 Tommaso Venturini
- 14:15 Liliana Bounegru
- 15:00 *Tea break*
- 15:30 Meet & greet with keywords
- 16:00 Project pitches.
Lance Bennett, Donya Alinejad, Natalia Sanchez,
Radicalisation
- 17.00 Project sign-up's

TUE 28 JUN

 Media Studies (BG1):
0.04, 0.12, 0.13, 0.16

 Art & Culture (BG2):
0.02, 0.08, 0.20


- 9:15 Summer School Workshop Session I
- 10.00 Tutorials
- 11:00 *Coffee break*
- 11:30 Tutorials
- 12.30 *Lunch break*
- 13:30 Tutorials
- 14:45 *Tea break*
- 15:15 Tutorials


04

-
- 16:30 Event: Limits to protest: depoliticization, technological
innovation and civic affect. Followed by reception.

 Universiteitstheater (UT)
3.01

WED 29 JUN

 Media Studies (BG1):
0.04, 0.12, 0.13, 0.16

 Art & Culture (BG2):
0.02, 0.08, 0.20

9:15 Summer School Workshop Session I

11:00 *Coffee break*

11:30 Summer School Workshop Session II


12.30 *Lunch break*


13:30 Summer School Workshop Session III

15:00 *Tea break*

15:30/ Summer School Workshop Session IV
17:00

THU 30 JUN

 Media Studies (BG1):
0.04, 0.12, 0.13, 0.16

 Art & Culture (BG2):
0.02, 0.08, 0.12

9:15 Summer School Workshop Session I

11:00 *Coffee break*

11:30 Summer School Workshop Session II


12.30 *Lunch break*


13:30 Summer School Workshop Session III

15:00 *Tea break*

15:30/ Summer School Workshop Session IV
17:00

FRI 1 JUL

 Media Studies:
BG1 0.04, 0.12, 0.13, 0.16

 Art & Culture (BG2):
0.02, 0.08, 0.12

9:30 Summer School Workshop Session I

11:00 *Coffee break*

11:30 Summer School Workshop Session II

12.30 *Lunch break*

13:30 Summer School Workshop Session III
Preparations presentations

15:00 *Tea break*

15:30/ Final presentations
17:00

 OMHP
F2.01C

Day to day schedule

PLEASE SEE ALSO THE WIKI FOR THE LATEST (PROJECT) INFORMATION:

[HTTPS://WIKI.DIGITALMETHODS.NET/DMI/SUMMERSCHOOL2016](https://wiki.digitalmethods.net/dmi/summerschool2016)

MON 4 JUL



University Library:
Doelenzaal auditorium

9:30 Welcome by Prof. Richard Rogers.

9:45 Keynote speakers
David Beer
Stefania Milan

11:00 *Coffee break*

11:30 Keynote speaker
Linnet Taylor

12.30 *Lunch break.*

13:30 Ingrid Burrington

14:15 Sebastian Benthall

15:00 *Tea break*

15:30 Project pitches.
Participants may pitch projects

17.00 Project sign-up's

TUE 5 JUL



Media Studies (BG1):
0.04, 0.12, 0.13, 0.16



Art & Culture (BG2):
0.02, 0.08, 0.12

9:15 Summer School Workshop Session I

11:00 *Coffee break*

11:30 Summer School Workshop Session II

12.30 *Lunch break*

13:30 Summer School Workshop Session III

15:00 *Tea break*

15:30/ 17:00 Summer School Workshop Session IV

WED 6 JUL



Media Studies (BG1):
0.04, 0.12, 0.13, 0.16



Art & Culture (BG2):
0.02, 0.08, 0.20

9:15 Summer School Workshop Session I

11:00 *Coffee break*

11:30 Summer School Workshop Session II

12.30 *Lunch break*

13:30 Summer School Workshop Session III

15:00 *Tea break*

15:30/ Summer School Workshop Session IV
17:00

THU 7 JUL



Media Studies (BG1):
0.04, 0.12, 0.13, 0.16



Art & Culture (BG2):
0.02, 0.08, 0.12

9:15 Summer School Workshop Session I

11:00 *Coffee break*

11:30 Summer School Workshop Session II

12.30 *Lunch break*

13:30 Summer School Workshop Session III

15:00 *Tea break*

15:30/ Summer School Workshop Session IV
17:00

FRI 8 JUL



Media Studies:
BG1 0.04, 0.12, 0.13, 0.16



Art & Culture (BG2):
0.02, 0.08, 0.12

9:30 Summer School Workshop Session I

11:00 *Coffee break*

11:30 Summer School Workshop Session II

12.30 *Lunch break*

13:30 Summer School Workshop Session III
Preparations presentations

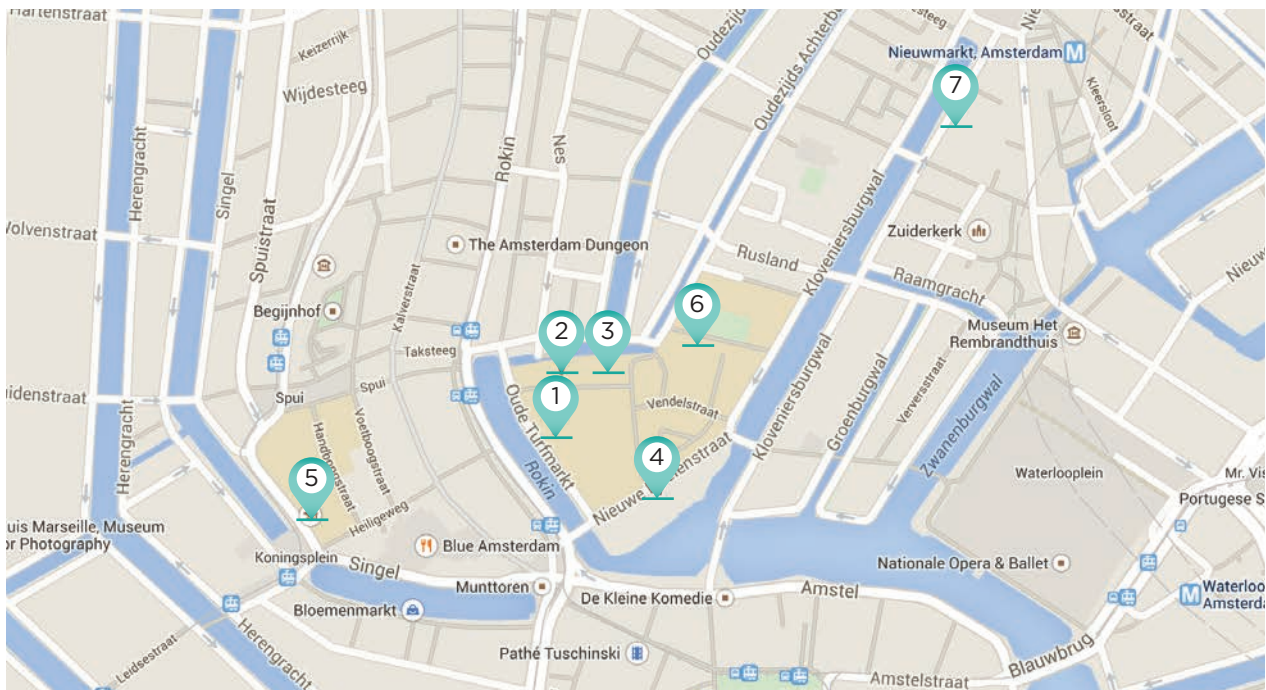
15:00 *Tea break*

15:30/ Final presentations
17:00



University Library:
Doelenzaal auditorium

Map of Summer School Locations



- 1 University Library - Doelenzaal auditorium
Singel 425, 1012 WP Amsterdam

- 2 Media Studies BG1
Turfdragsterpad 9, 1012 XT, Amsterdam

- 3 Art & Culture BG2
Turfdragsterpad 15, 1012 XT, Amsterdam

- 4 Universiteitstheater / University Theatre (UT)
Nieuwe Doelenstraat 16, 1012 CP, Amsterdam.

- 5 Universiteitsbibliotheek / University Library (UB)
Singel 425, 1012 WP Amsterdam

- 6 Oudemanhuispoort (OMHP)
Oudemanhuispoort 4-6, 1012 CN, Amsterdam

Directions to Media Studies



Schiphol Airport

To get to/from Schiphol Airport, a guide:

<http://www.schiphol.nl/Travellers/ToFromSchiphol.htm>.

We recommend taking the train.

University of Amsterdam, Media Studies Building

To get to the University of Amsterdam, Media Studies Building, Turfdragsterpad 9, 1012 XT, Amsterdam: take tram 4, 9, 14, 16, 24, 25 and get off at Spui (Rokin) then walk to Oude Turfmarkt, enter the passage and it's the first building on your left.

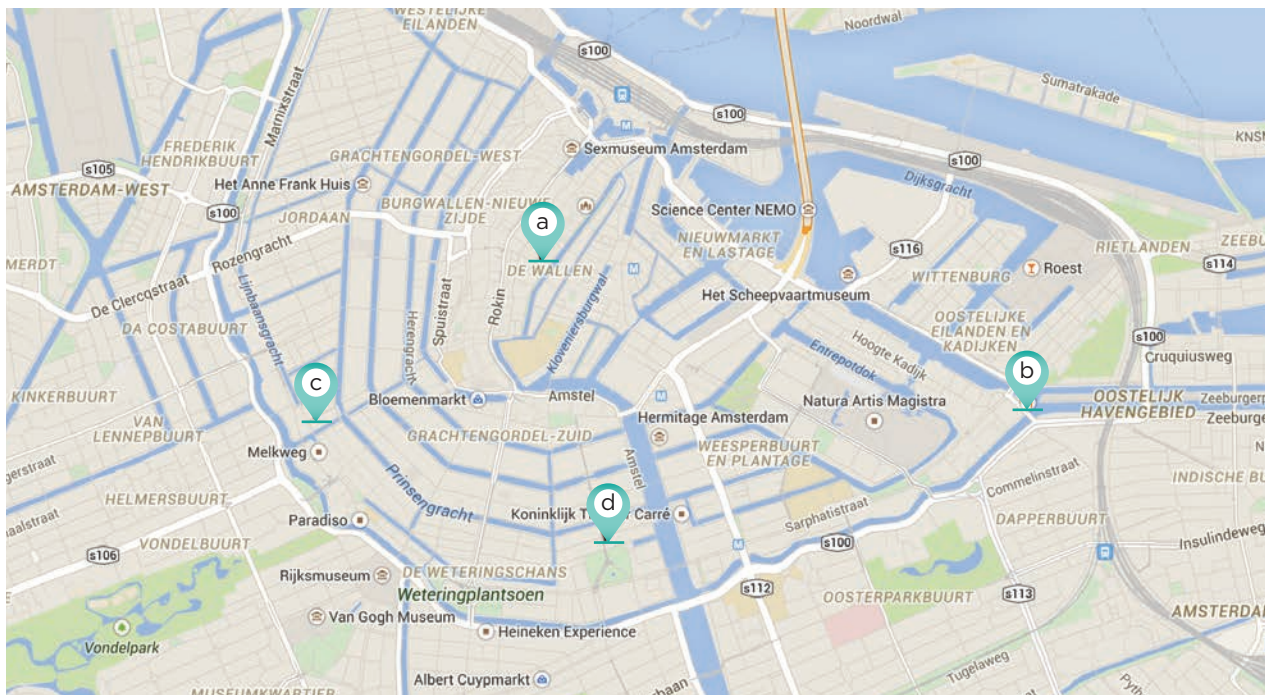
Renting a Bike

Macbike: <http://macbike.nl>

Bike city: <http://www.bikecity.nl>

Yellow Bikes: <http://www.yellowbike.nl>

Amsterdam after 17h00



For more information on Amsterdam and the New Media Scene, see:
<https://www.digitalmethods.net/MoM/NewMediaAmsterdam>

- a** Wijnand Fockink
Pijlsteeg 31 & 43, 1012 HH Amsterdam
<http://www.wynand-fockink.nl>
Walking distance from Media Studies. Formerly belonging to the distillery of Wijnand Fockink founded in 1679, the tasting room holds one of the widest selections of liqueurs and jenever in Amsterdam. Open until 21:00.

- b** Brouwerij 't IJ
Funenkade 7, 1018 AL Amsterdam
<http://www.brouwerijhetij.nl>
The Brouwerij 't IJ brewing Amsterdam craft beers at since 1985. The most famous location is in East Amsterdam, next to the Gooyer windmill. They just released their Spring beer! Only opened until 20h00. How to get there? If you are coming from the Central Station, take bus number 22 in the direction of the 'Indische buurt' and get out at the Oostenburgergracht stop. If you are coming from the city centre, take tram number 10 (get off at the Hoogte Kadijk stop) or tram number 14 (get off at the Pontanusstraat stop).

- c** De Zotte
Raamstraat 29, 1016 XL Amsterdam
The Zotte has more than 130 Belgium beers and tasty dinner options. Prices range from eur 8.50 to 16.50. We recommend making a reservation!

- d** Bar Moustache
Utrechtsestraat 141, 1017 VM Amsterdam
<http://www.barmoustache.nl>
Wild Boar steak in a crust of Pistachios and Spring Chicken larded with bacon are some of dishes offered at the Moustache. It is at walking distance from the Rembrandt Square.

Logistics

Bring a laptop, VGA adaptor, power and a European plug. An iPad is not enough.

Internet connectivity

You receive a UvAID and instructions to access Eduroam. If that fails the organizers or facilitators can make you a guest account on Eduroam.

Preferred channel of communication

Have a Skype account for backchannel discussion. If you do not wish to use Skype, ask the Data Active team for alternatives.

To successfully complete the Summer School and receive a Completion Certificate (and 6 ECTS when necessary), you must complete a significant contribution to two Summer School projects (one in week one and the other in week two), evidenced by co-authorship of the project reports as well as final (joint) presentations.

Homework

Digital Methods Tools and Video Tutorials

Google Scraper - Lippmannian Device

Tool: <https://tools.digitalmethods.net/beta/scrapeGoogle/>

Video tutorial: <https://www.youtube.com/watch?v=sH5iPmcbQL4&index=3&list=PLKzQwIKtJvv9lwyYxh4708Nqo6YC6-YH4>

The Research Browser

Tool: <https://www.mozilla.org/en-US/firefox/new/>

Video tutorial: <https://www.youtube.com/watch?v=bj65Xr9GkJM&list=PLKzQwIKtJvv9lwyYxh4708Nqo6YC6-YH4>

Issue Crawler

Tool: <https://www.issuecrawler.net/> (request an account if user does not have one already)

Video tutorial: <https://www.youtube.com/watch?v=eos644X7iv0&list=PLKzQwIKtJvv9lwyYxh4708Nqo6YC6-YH4&index=2>

The Harvester

Tool: <https://tools.digitalmethods.net/beta/harvestUrls/>

Video tutorial: https://www.youtube.com/watch?v=kzaq9DXfO_g&list=PLKzQwIKtJvv9lwyYxh4708Nqo6YC6-YH4

Triangulation Tool

Tool: <https://tools.digitalmethods.net/beta/triangulate/>

Video tutorial: <https://www.youtube.com/watch?v=jg9UzKcuuOE&index=5&list=PLKzQwIKtJvv9lwyYxh4708Nqo6YC6-YH4>

Netvizz

Tool: <https://apps.facebook.com/netvizz/>

Video tutorial: <https://www.youtube.com/watch?v=3vkKPcN7V7Q&index=6&list=PLKzQwIKtJvv9lwyYxh4708Nqo6YC6-YH4>

<https://www.youtube.com/watch?v=nO16IEzeaFk&index=20&list=PLKzQwIKtJvv9lwyYxh4708Nqo6YC6-YH4>

<https://www.youtube.com/watch?v=dfoYAPistYg&index=7&list=PLKzQwIKtJvv9lwyYxh4708Nqo6YC6-YH4>

Twitter Capture and Analysis Toolset (DMI-TCAT)

Tool: <http://tcat.digitalmethods.net/analysis/>

Video tutorial: <https://www.youtube.com/watch?v=ex97eoorUeo&index=8&list=PLKzQwIKtJvv9lwyYxh4708Nqo6YC6-YH4>

Gephi

Tool: <https://gephi.org/>

Video tutorial: <https://www.youtube.com/watch?v=snPR8CwPld0&index=9&list=PLKzQwIKtJvv9lwyYxh4708Nqo6YC6-YH4>

<https://www.youtube.com/watch?v=ngqWjgZudeE&index=10&list=PLKzQwIKtJvv9lwyYxh4708Nqo6YC6-YH4>

Homework

Digital Methods Tools and Video Tutorials (continued)

YouTube Data

Tool: <https://wiki.digitalmethods.net/Dmi/ToolDatabase?cat=Device-Centric&subcat=YouTube>

Video tutorial: <https://www.youtube.com/watch?v=sbErTW2MzCY&index=11&list=PLKzQwIKtJvv9lwyYxh4708Nqo6YC6-YH4>

The Censorship Explorer

Tool: <https://tools.digitalmethods.net/beta/proxies/>

Video tutorial: <https://www.youtube.com/watch?v=OKuRBft8d8s&index=13&list=PLKzQwIKtJvv9lwyYxh4708Nqo6YC6-YH4>

Tracker Tracker

Tool: <https://tools.digitalmethods.net/beta/trackerTracker/>

Video tutorial: <https://www.youtube.com/watch?v=UZpOrtjkyno&index=14&list=PLKzQwIKtJvv9lwyYxh4708Nqo6YC6-YH4>

Contropedia

Tool: <http://contropedia.net/demo>

Video tutorial: <https://www.youtube.com/watch?v=fv-kp7g3XwM&index=15&list=PLKzQwIKtJvv9lwyYxh4708Nqo6YC6-YH4>

<https://www.youtube.com/watch?v=lQGcOEay5Uw&index=16&list=PLKzQwIKtJvv9lwyYxh4708Nqo6YC6-YH4>

Wikipedia Edits Scraper and IP Localizer

Tool: <https://tools.digitalmethods.net/beta/wikipedia2geo/>

Video tutorial: <https://www.youtube.com/watch?v=Pd51MaRUhzM&index=17&list=PLKzQwIKtJvv9lwyYxh4708Nqo6YC6-YH4>

Wikipedia Cross-lingual Image Analysis

Tool: <https://tools.digitalmethods.net/beta/wikipediaCrosslingualImageAnalysis/>

Video tutorial: https://www.youtube.com/watch?v=L49fFd_O8ZA&index=18&list=PLKzQwIKtJvv9lwyYxh4708Nqo6YC6-YH4

The Internet Archive Wayback Machine Link Ripper

Tool: <https://tools.digitalmethods.net/beta/internetArchiveWayback-MachineLinkRipper/>

Video tutorial: <https://www.youtube.com/watch?v=DVa2TBhp4a4&index=19&list=PLKzQwIKtJvv9lwyYxh4708Nqo6YC6-YH4>